

**Bipson**<sup>®</sup>




**TESLA**







**Gipson**<sup>®</sup>



**TESLA**



TOP :- PURE COTTON SLUB PRINT  
WITH AUTHENTIC LACE WORK.

BOTTOM :- PURE COTTON SOLID DYED.

DUPATTA :- PURE BEMBERG PRINT.


2165-A







Gipson®



TESLA



TOP :- PURE COTTON SLUB PRINT  
WITH AUTHENTIC LACE WORK.

BOTTOM :- PURE COTTON SOLID DYED.


DUPATTA :- PURE BEMBERG PRINT.

2165-B





**Gipson**<sup>®</sup>



**TESLA**



TOP :- PURE COTTON SLUB PRINT  
WITH AUTHENTIC LACE WORK.


BOTTOM :- PURE COTTON SOLID DYED.

DUPATTA :- PURE BEMBERG PRINT.

2165-C



**Gipson**<sup>®</sup>



**TESLA**



TOP :- PURE COTTON SLUB PRINT  
WITH AUTHENTIC LACE WORK.

BOTTOM :- PURE COTTON SOLID DYED.

DUPATTA :- PURE BEMBERG PRINT.

2165-D





**Gipson<sup>®</sup>**



**TESLA**

D.No :- 2165

TOP :- PURE COTTON SLUB PRINT  
WITH AUTHENTIC LACE WORK.

BOTTOM :- PURE COTTON SOLID DYED.

DUPATTA :- PURE BEMBERG PRINT.