



L-7849-A

TOP

BLOOMING FAUX GEORGETTE
WITH EMBROIDERY AND MOTI WORK

BOTTOM

DULL SANTOON

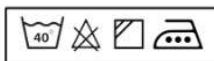
INNER

DULL SANTOON

DUPATTA

BLOOMING FAUX GEORGETTE
WITH HEAVY EMBROIDERY

CARE INSTRUCTONS



Wash light colors separately
To shrink the fabric, soak it in running woter for 5 minutes
Delicate Fabric should by dry cleaaed and not wasted.





L-7849-A

TOP

BLOOMING FAUX GEORGETTE
WITH EMBROIDERY AND MOTI WORK

BOTTOM

DULL SANTOON

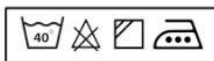
INNER

DULL SANTOON

DUPATTA

BLOOMING FAUX GEORGETTE
WITH HEAVY EMBROIDERY

CARE INSTRUCTONS



Wash light colors separately
To shrink the fabric, soak it in running woter for 5 minutes
Delicate Fabric should by dry cleaaed and not wasted.







L-7849-B

TOP

BLOOMING FAUX GEORGETTE
WITH EMBROIDERY AND MOTI WORK

BOTTOM

DULL SANTOON

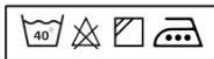
INNER

DULL SANTOON

DUPATTA

BLOOMING FAUX GEORGETTE
WITH HEAVY EMBROIDERY

CARE INSTRUCTONS



Wash light colors separately
To shrink the fabric, soak it in running woter for 5 minutes
Delicate Fabric should by dry cleaaed and not wasted.







L-7849-C

TOP

BLOOMING FAUX GEORGETTE
WITH EMBROIDERY AND MOTI WORK

BOTTOM

DULL SANTOON

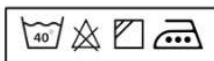
INNER

DULL SANTOON

DUPATTA

BLOOMING FAUX GEORGETTE
WITH HEAVY EMBROIDERY

CARE INSTRUCTONS



Wash light colors separately
To shrink the fabric, soak it in running woter for 5 minutes
Delicate Fabric should by dry cleaaed and not wasted.







L-7849-D

TOP

BLOOMING FAUX GEORGETTE
WITH EMBROIDERY AND MOTI WORK

BOTTOM

DULL SANTOON

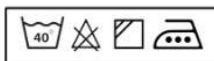
INNER

DULL SANTOON

DUPATTA

BLOOMING FAUX GEORGETTE
WITH HEAVY EMBROIDERY

CARE INSTRUCTONS



Wash light colors separately
To shrink the fabric, soak it in running woter for 5 minutes
Delicate Fabric should by dry cleaaed and not wasted.



al **LAAM**TM
BEYOND THE FASHION

al **LAAM**TM
BEYOND THE FASHION

